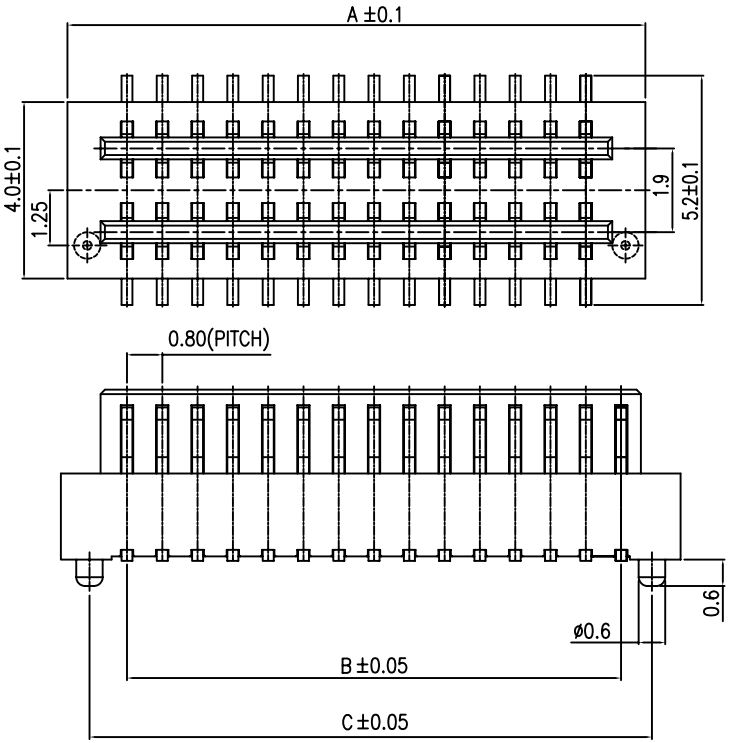

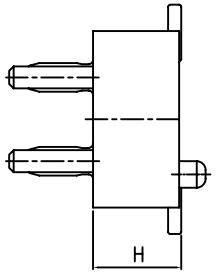

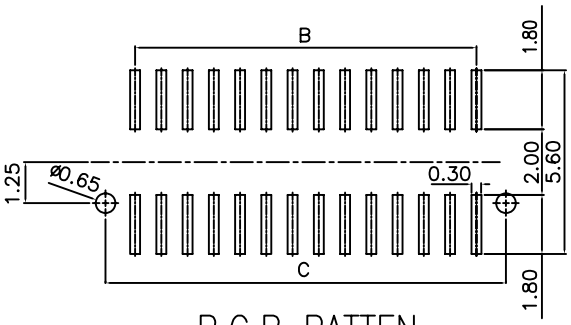

P.C.B PATTEN

ORDER INFORMATION

BT08 – P – HXX – XX

Series

P : Plug
S : Socket

Base Height

No. of pos

	A	B	C		A	B	C
10P	5.9	3.2	5.0	36P	16.3	13.6	15.4
12P	6.7	4.0	5.8	38P	17.1	14.4	16.2
14P	7.5	4.8	6.6	40P	17.9	15.2	17.0
16P	8.3	5.6	7.4	42P	18.7	16.0	17.8
18P	9.1	6.4	8.2	44P	19.5	16.8	18.6
20P	9.9	7.2	9.0	46P	20.3	17.6	19.4
22P	10.7	8.0	9.8	48P	21.1	18.4	20.2
24P	11.5	8.8	10.6	50P	21.9	19.2	21.0
26P	12.3	9.6	11.4	60P	25.9	23.2	25.0
28P	13.1	10.4	12.2	80P	33.9	31.2	33.0
30P	13.9	11.2	13.0	100P	41.9	39.2	41.0
32P	14.7	12.0	13.8				
34P	15.5	12.8	14.6				

HIGH	PLUG(H)	SOCKET(H)
4.0	1.0	3.0
4.5	1.0	3.5
5.0	2.0	3.0
5.5	2.0	3.5
6.0	2.0	4.0
6.5	2.0	4.5

		SOCKET		PA 9T		C5210R-1/2H : t0.25				
DRAWG NO		PART NAME		MATERIAL	QUANTITY	SPECIFICATION			TREATMENT	REFERENCE
5				THIRDANGLE PROJECTION	UNIT mm	SCALE N/S	TOLERANCE	WK NAME	0.8mm PLUG	
4										
3				APPROVAL	CHECK	DESIGN	DRAW	PART NAME	0.8mm BOARD TO BOARD	
2										
1										
MARK	DATE	REVISION	SIGN					DRAWG NO.	BT08-P	